



COSMOCORE

Core-Shell Particle for UHPLC resolution

2.6C₁₈

2.6CHOLESTER

2.6PBR

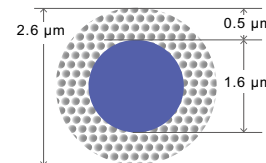




COSMOCORE SERIES

About Core-Shell Particles


Core-shell particles consist of a nonporous core inside a porous shell. By using these core-shell particles, one can achieve sharper peaks compared to fully porous silica gel particles of the same diameter.




Schematic diagram of a silica particle

Uniform Particle Size Distribution Compared to 1.7 μm Particles

Compared to fully porous particles, core-shell particles have a more uniform particle diameter, therefore core-shell particles can be packed in the column more uniformly to minimize sample diffusion.



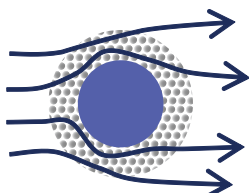
COSMOCORE 2.6C₁₈ (200x)



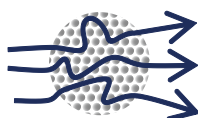
Fully porous 1.7 μm particles (200x)

Mass Transfer Equivalent to Fully Porous sub-2 μm Particles

Mass transfer refers to the time it takes for a sample molecule to enter and leave a particle. In general, lower mass transfer time corresponds to less diffusion and sharper peaks. Even though COSMOCORE 2.6C₁₈ has a larger particle diameter than fully porous sub-2 μm particles, the mass transfer characteristics are similar.



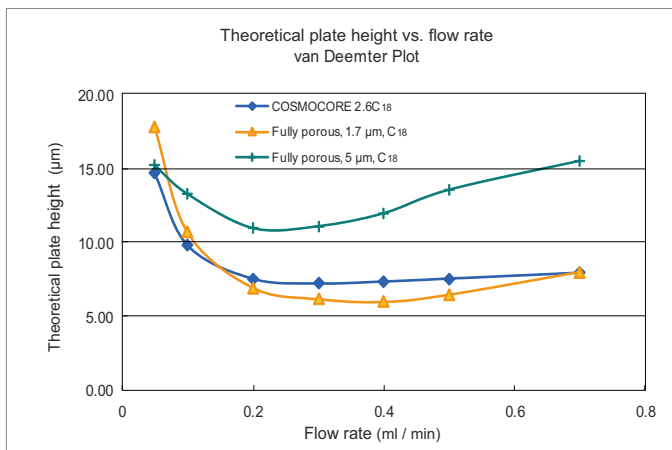
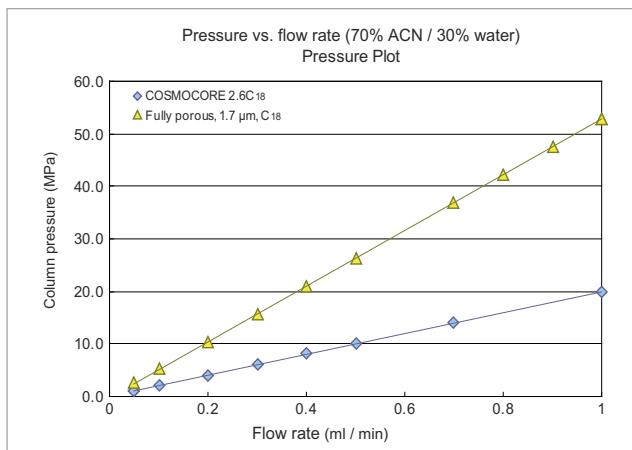
COSMOCORE 2.6C₁₈



Fully porous sub-2 μm particle

Reduced Back Pressure and Faster Analyses

COSMOCORE 2.6C₁₈ delivers performance equivalent to sub-2 μm particles at faster flow rate and analysis time while maintaining a lower back pressure. COSMOCORE can also be used in longer column size to gain additional resolution.

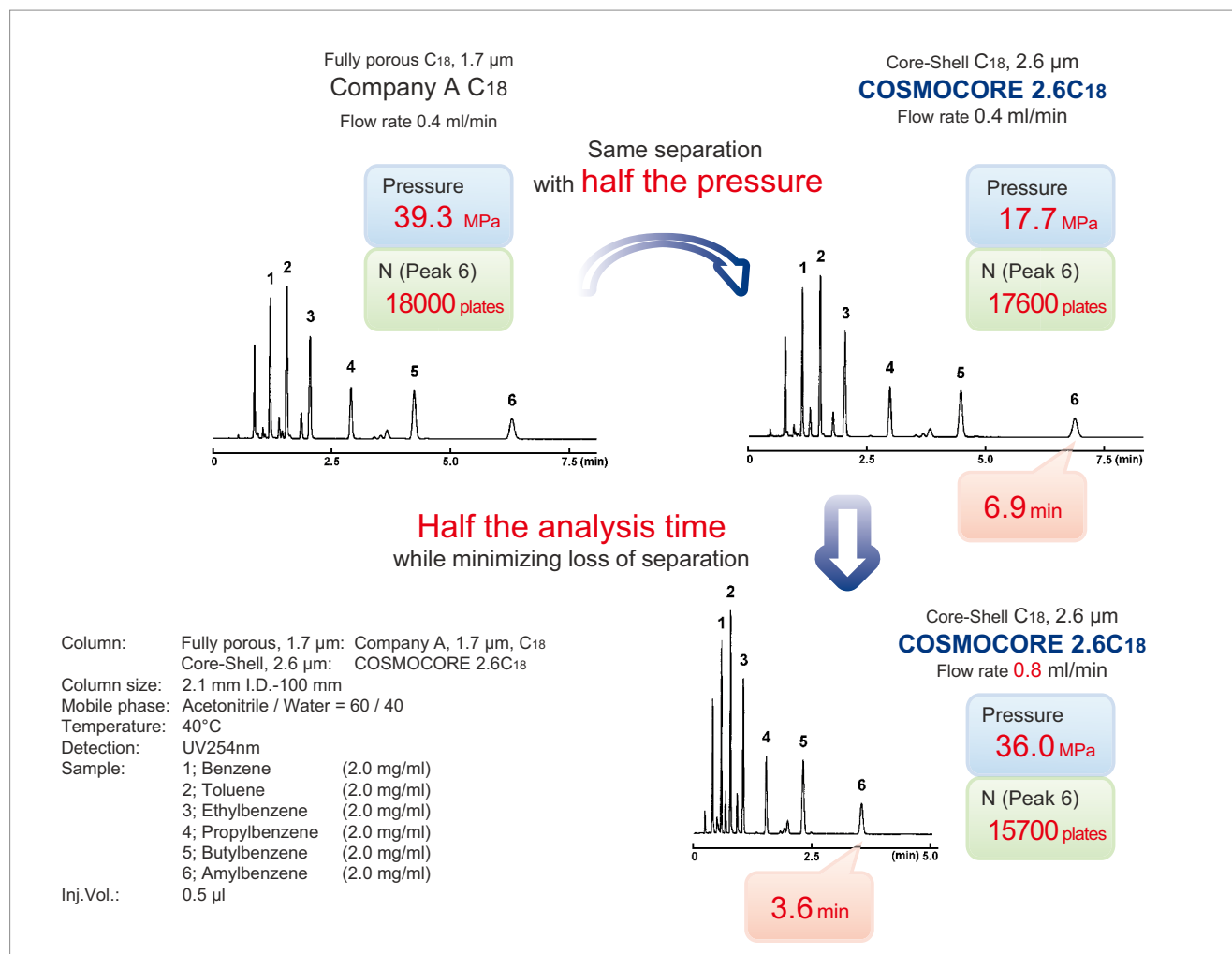


Column size: 2.1 mm I.D. - 50 mm, Mobile phase: Acetonitrile / Water = 70 / 30, Temperature: 40°C, Sample: Amylbenzene

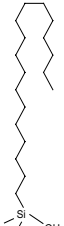
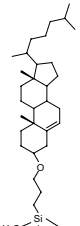
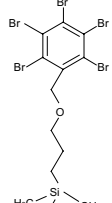
Same performance and lower back pressure compared to sub-2 μm particles

• Reduced Back Pressure

COSMOCORE 2.6C₁₈ maintains the same performance as sub-2 μm particles with half the back pressure.



Specifications

	2.6C ₁₈	2.6Cholester	2.6PBr
Silica gel		Core-shell type silica	
Average particle size		2.6 μm	
Core average diameter		1.6 μm	
Average pore size		approx. 90 Å	
Specific surface area		approx. 150 m ² /g	
Stationary phase	 Octadecyl group	 Cholesteryl Group	 Pentabromobenzyl Group
Main interaction	Hydrophobic interaction	Hydrophobic interaction Molecular shape selectivity	Hydrophobic interaction Dispersion force
Endcapping treatment		Yes	
Usable pH range	1.5-10		2-7.5
Maximum puressure		60MPa	
Page	P4	P8	P11



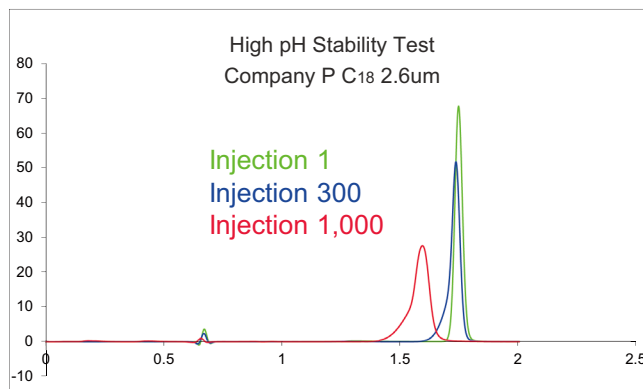
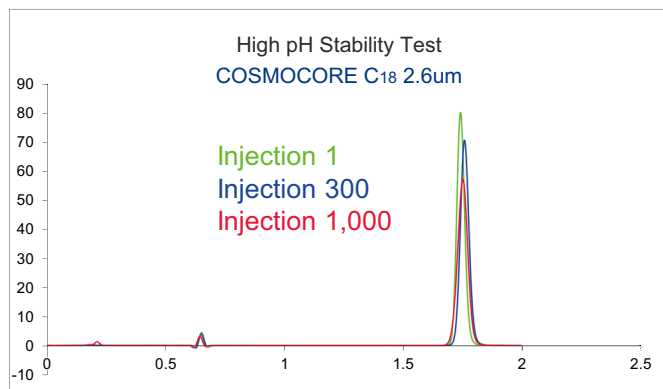
COSMOCORE 2.6C₁₈

Features

- Ultra-high performance LC results with conventional HPLC equipment
- Same number of theoretical plates as sub-2 μm columns with half the back pressure
- Increased loading capacity
- Excellent pH stability (1.5-10)

Excellent pH Stability

Under accelerated pH 10.4, 40°C stability test, COSMOCORE C₁₈ shows superior stability compared with other core-shell C₁₈ phases.

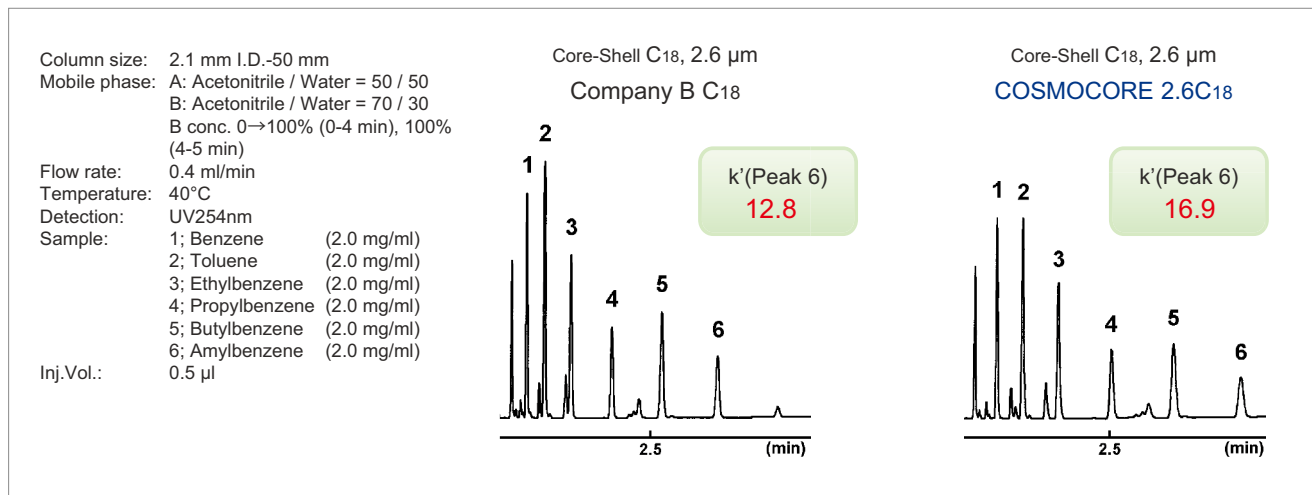


Column size: 2.1 mm x 100 mm, Mobile phase: 0.35% Ammonium hydroxide/ Acetonitrile = 90/10 (pH 10.4), Sample: Caffeine 0.05 mg/ml, Injection volume: 1 μl
Flow rate: 0.4 ml/min., Temperature: 40 °C

Higher Retention and Loading Capacity than Competitors' Core-Shell Columns

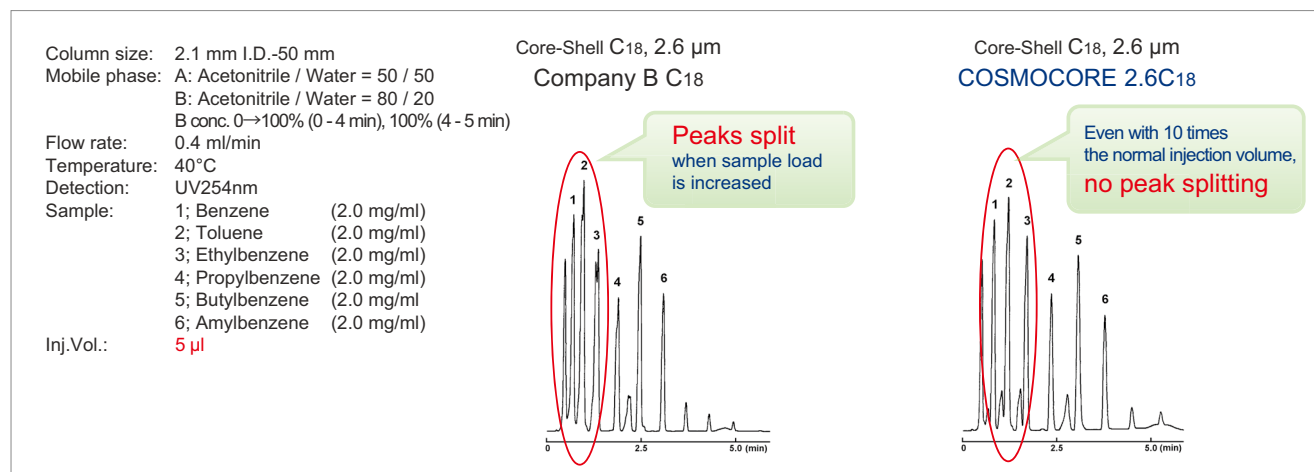
Retention

COSMOCORE 2.6C₁₈ features high retention and better separation compared to other core-shell columns.



• Higher Loading Capacity

In general, core-shell particles have less surface area and less bonded phase than fully porous particles. COSMOCORE 2.6C₁₈, however, with a large amount of bonded phase, exhibits both high retention and high loading capacity. When injecting 5-10 times more sample volumes in trace component analysis, COSMOCORE minimizes peak splitting due to sample overloading.

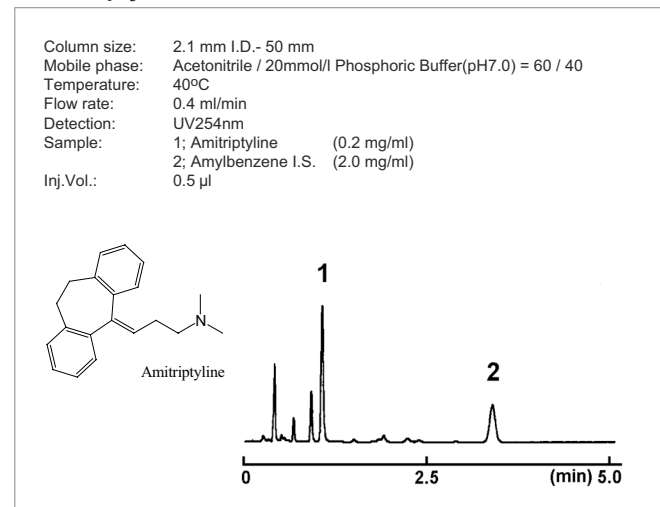


• Sharp Peaks with Many Types of Compounds

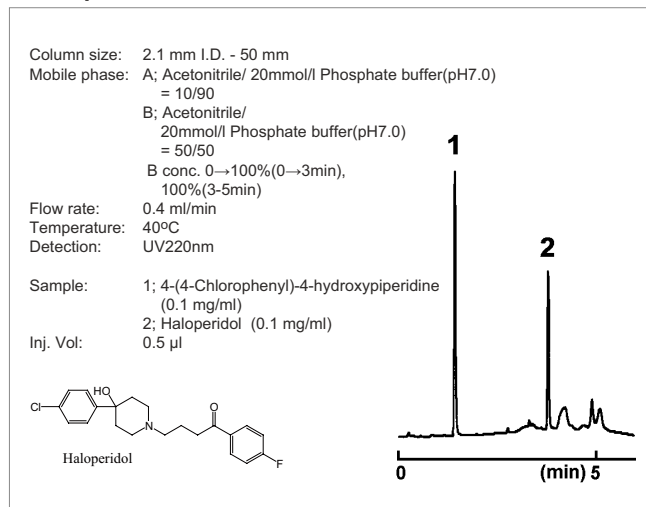
COSMOCORE 2.6C₁₈ features a special end capping treatment that effectively shields residual silanol groups, yielding sharp peaks for basic compounds and metal coordination complexes.

Basic Compounds

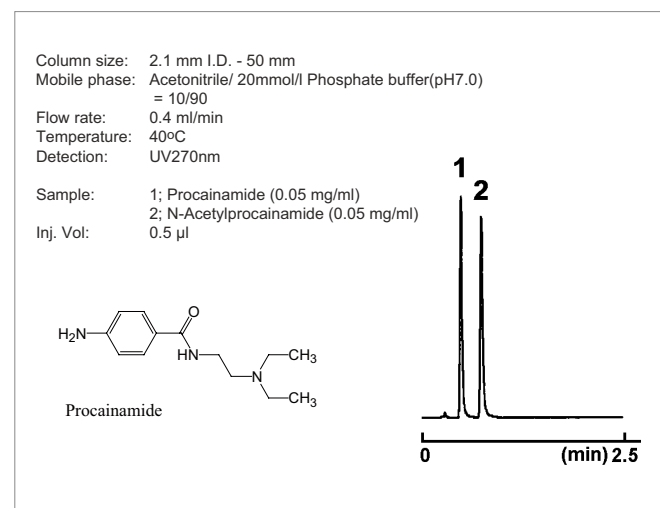
• Amitriptyline



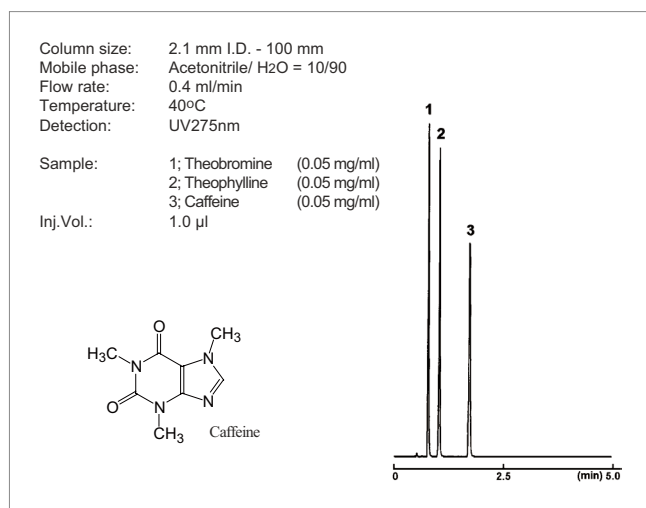
• Haloperidol



• Procainamide

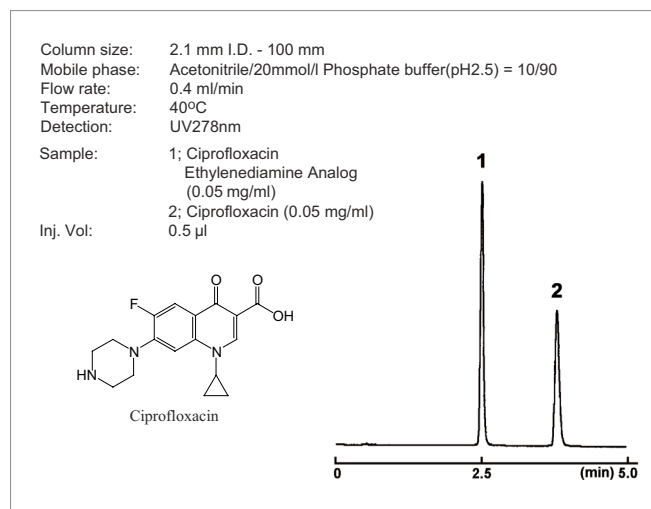


• Caffeine



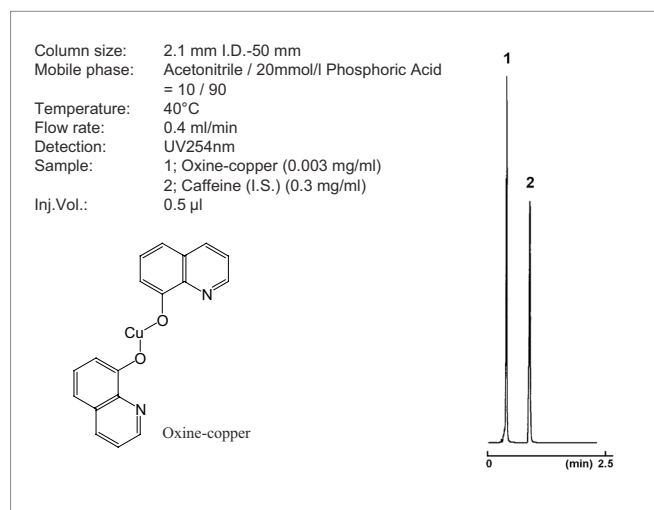
Sharp Peaks with Many Types of Compounds (Continued)

• Ciprofloxacin



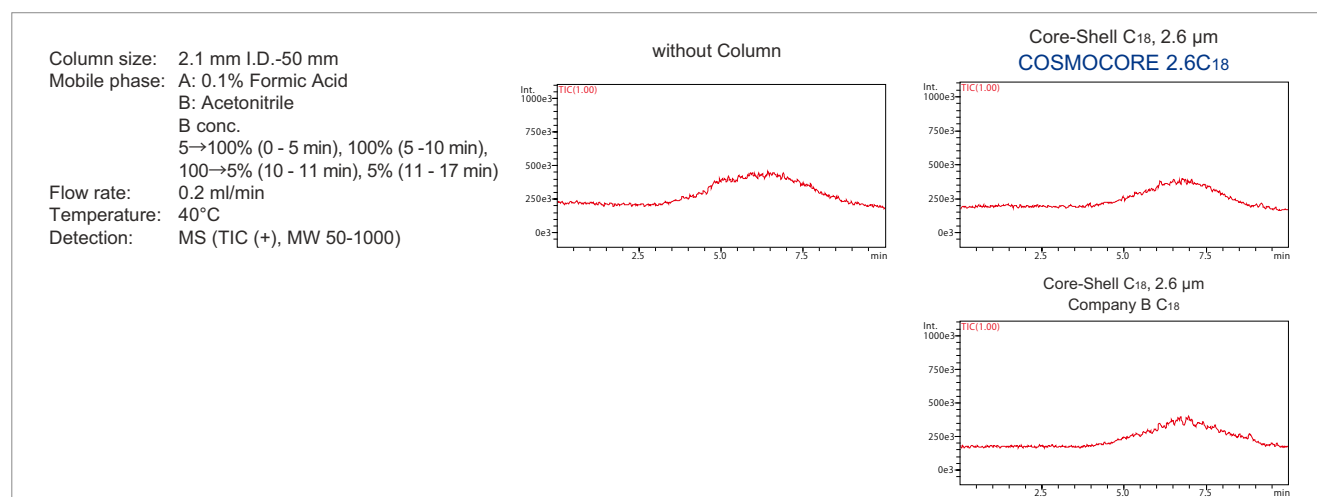
Metal Coordination Complexes

• Oxine-Copper



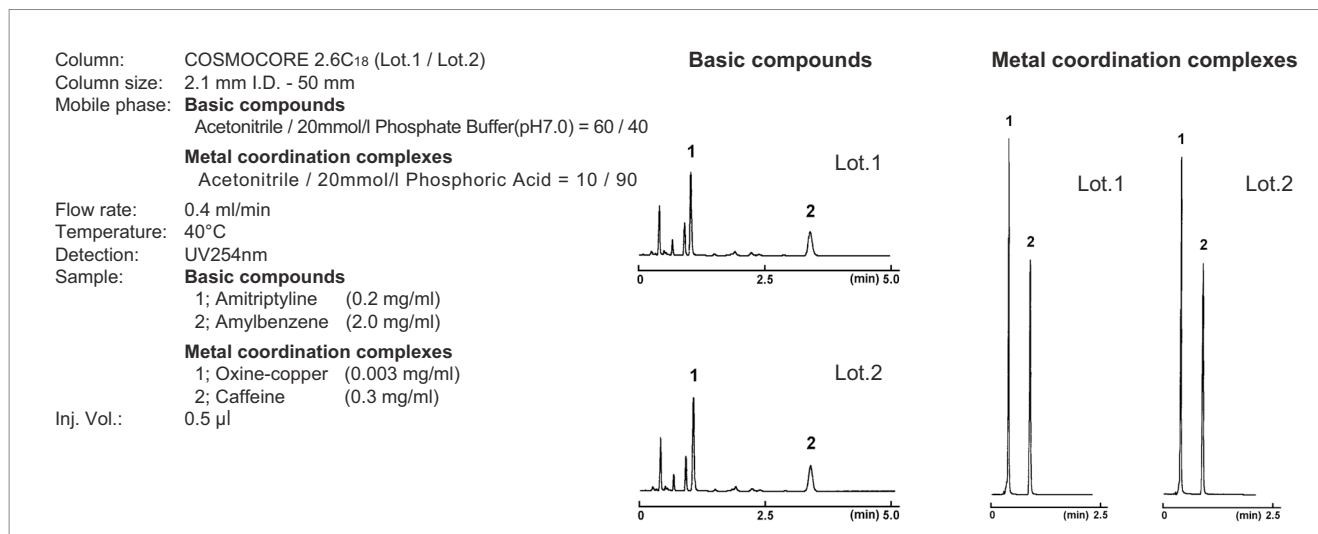
Low Bleed - Suitable for LC-MS

COSMOCORE 2.6C₁₈ has low column bleed and consequently low MS noise level.



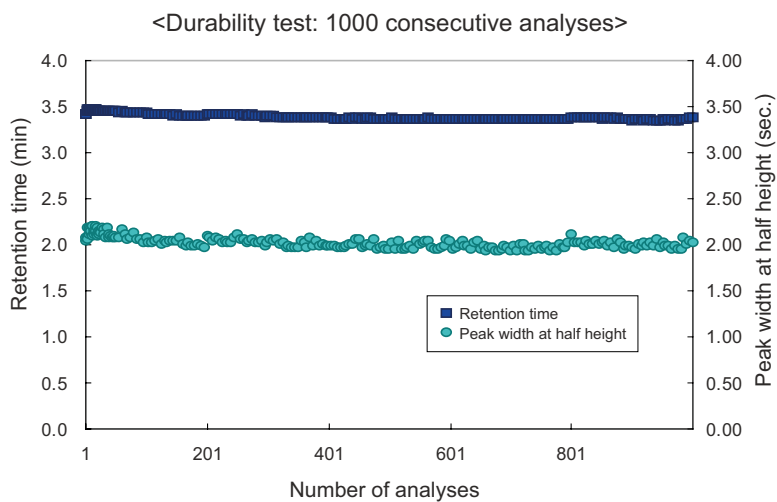
Differences between Lots

COSMOCORE 2.6C₁₈ has great lot-to-lot reproducibility.



Durability Test

COSMOCORE 2.6C₁₈ exhibits high durability. Even after analyzing amitriptyline 1000 times, there is no significant deterioration in retention or peak shape.



Test conditions

Column: COSMOCORE 2.6C₁₈
 Column size: 2.1 mm I.D. - 50 mm
 Mobile phase: A: 0.1% TFA/Water
 B: 0.1% TFA/Acetonitrile
 B conc. 5→90%(0-3 min), 90→3%(3-3.01 min), 5%(3.01-6 min)
 Flow rate: 0.4 ml/min
 Temperature: 40°C
 Detection: UV236nm
 Sample: Amitriptyline (0.2 mg/ml)
 Inj. Vol: 1.0 µl

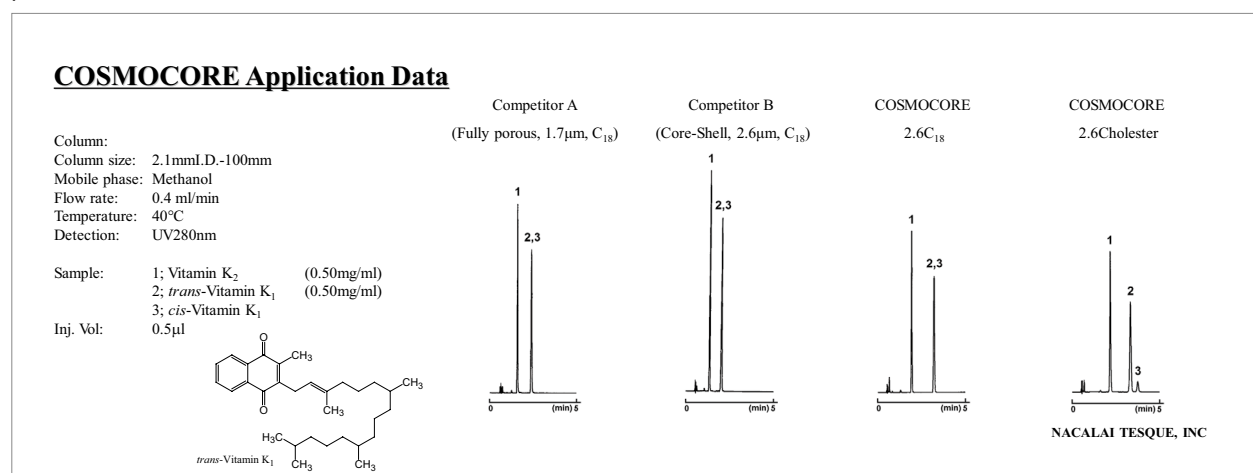


COSMOCORE 2.6CHOLESTER

- **Cholesterol-bonded reversed-phase core-shell column**
- **Usable under the same conditions as C₁₈ columns**
- **Better selectivity for cis-trans isomers, polyphenols, and natural products**

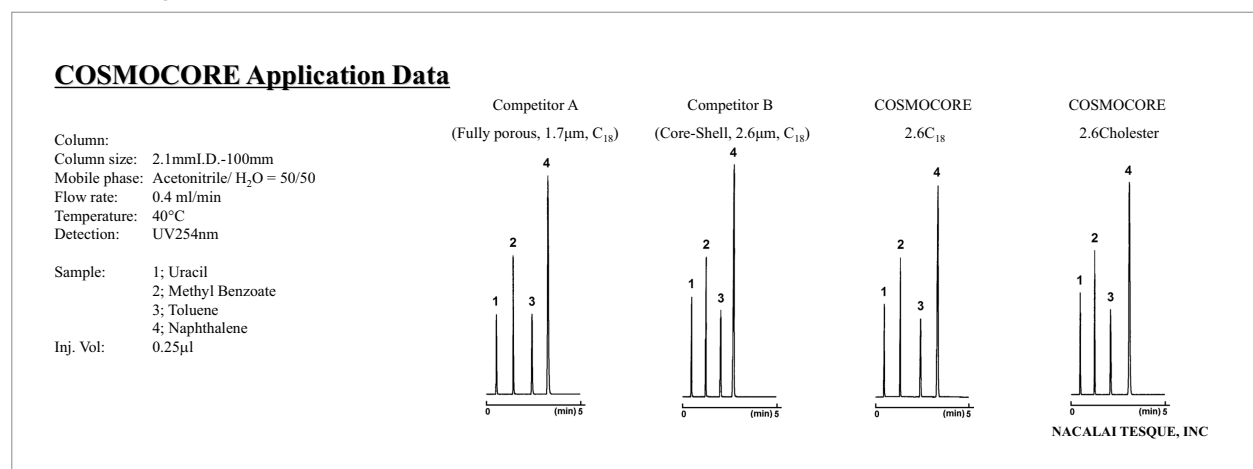
Comparison with C₁₈

COSMOCORE 2.6Cholester offers improved separation for cis-trans isomers than C₁₈ under typical reversed-phase mobile phase.




Separation Properties

COSMOCORE 2.6Cholester has about the same hydrophobicity as C₁₈. It is not necessary to change the analytical conditions when replacing C₁₈ Columns with COSMOCORE 2.6Cholester.



Molecular Shape Selectivity

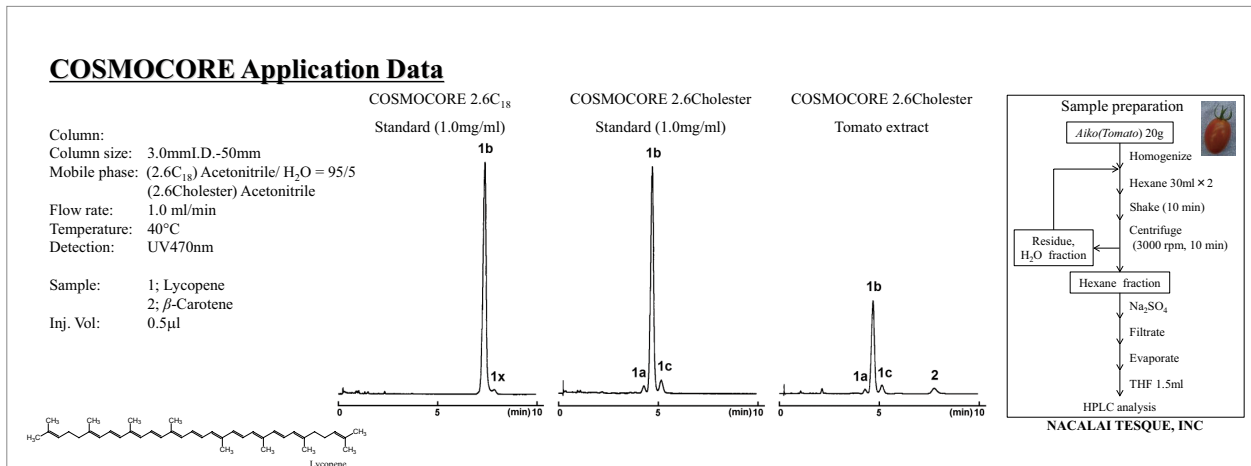
COSMOCORE 2.6Cholester has excellent shape selectivity due to its structural rigidity. COSMOCORE 2.6Cholester retains planar triphenylene longer than non planar o-terphenyl.



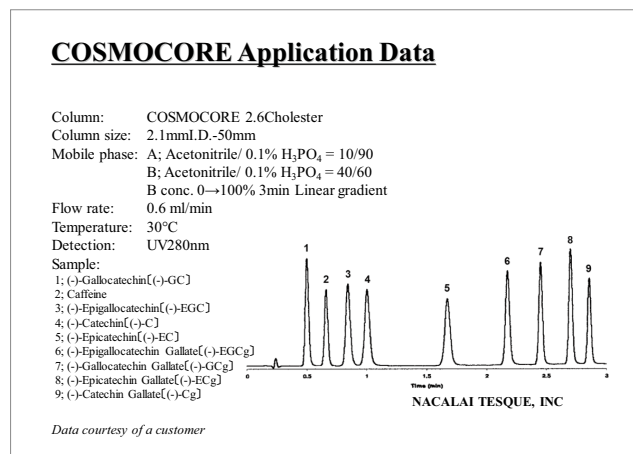
Applications

Separation of Natural Compounds (Tomato components)

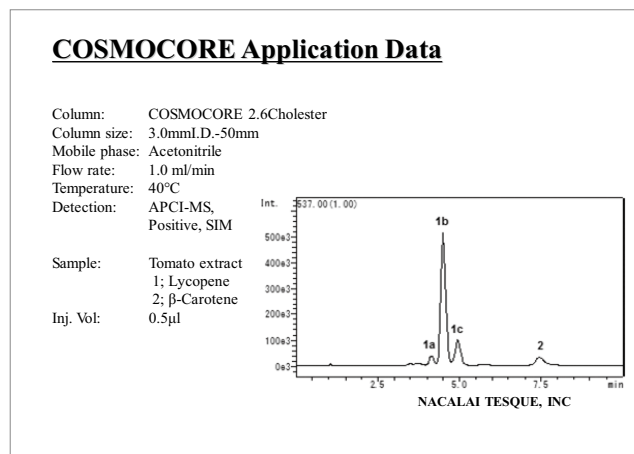
Lycopene exists in many cis-trans isomers. COSMOCORE 2.6Cholester separates these compounds better than C₁₈.



Separation of Catechin

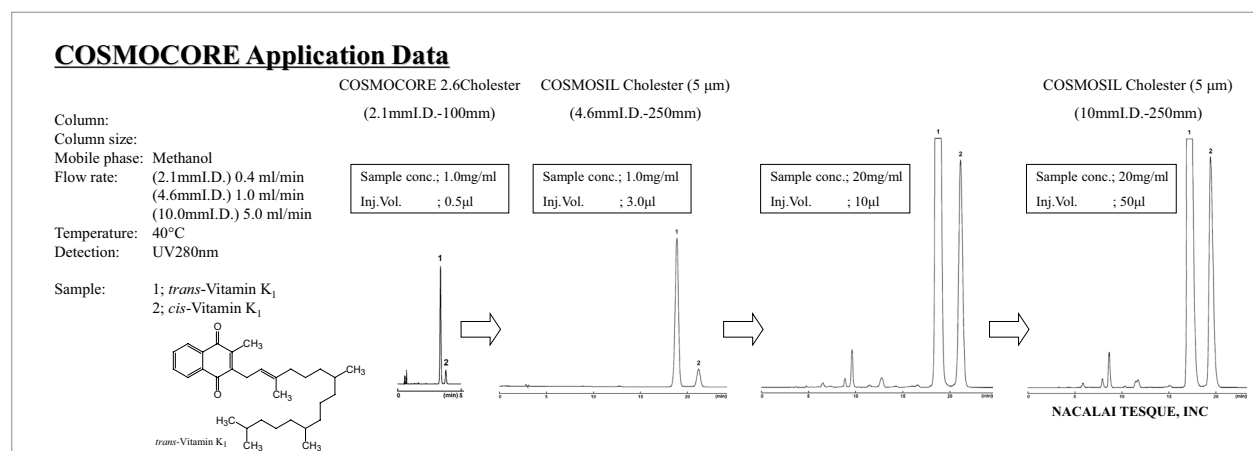


Apply to LC/MS

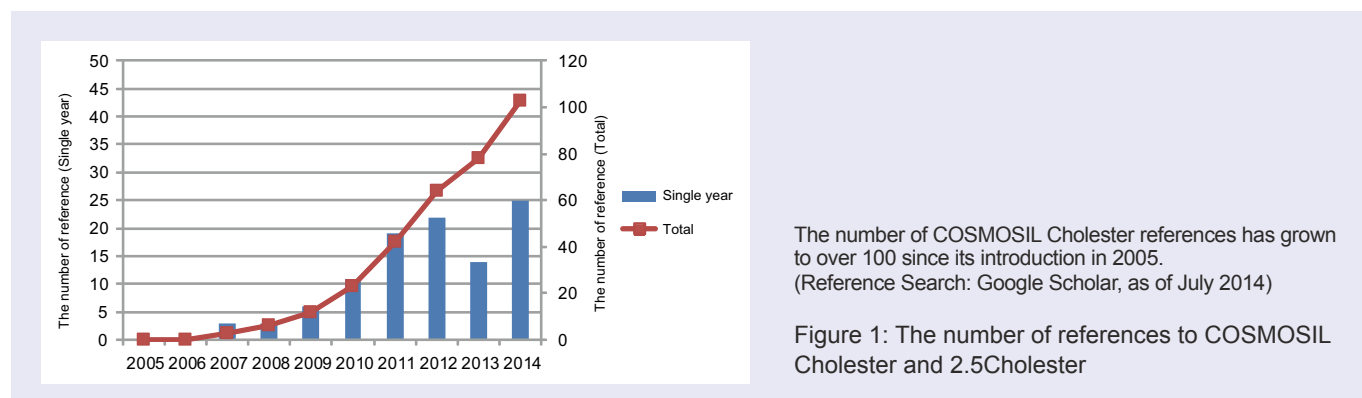


Scaling Up from Analytical to Preparative Separation

COSMOCORE 2.6Cholester has the same functional group as the fully-porous COSMOSIL Cholester 5 μm silica packing material. Therefore, the separation pattern in COSMOCORE 2.6Cholester is maintained when scaling up to preparative separation with 5 μm COSMOSIL Cholester.




References to COSMOSIL Cholesterol-Bonded Stationary Phase



Cholester Series Application Notebook and Reference List

Cholester is a silica-based reversed-phase column using cholesterol as the bonded phase. It has similar hydrophobicity to C₁₈ (ODS) and, with superior stereoselectivity, it is suitable for compounds with similar hydrophobicity but slightly different molecular shape. Designed for ease of use, Cholester can be used under solvent and other analytical conditions identical to ODS. This application notebook includes over 80 applications and 88 literature references, and it features our fully porous and core-shell packing materials.





COSMOCORE 2.6PBR

- Separate hydrophilic compounds under reversed-phase conditions
- Retain hydrophilic compounds longer than C_{18}
- Greater sample loading capacity than HILIC
- High performance similar to sub-2 μm particles with lower back pressure

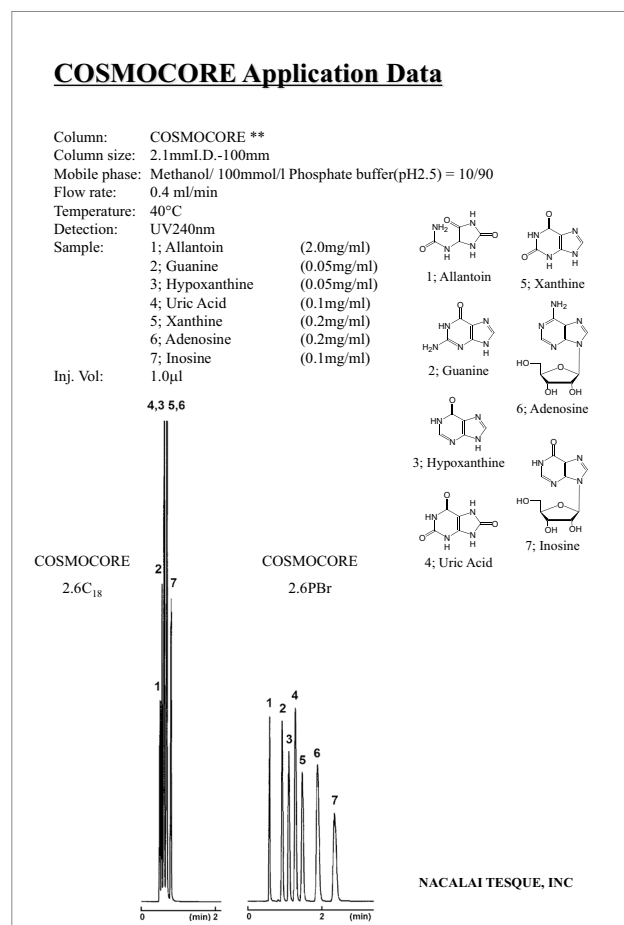
Suitable Samples

- Hydrophilic compounds
- Nucleic acids and derivatives
- Surfactants
- Glycosides
- Peptides

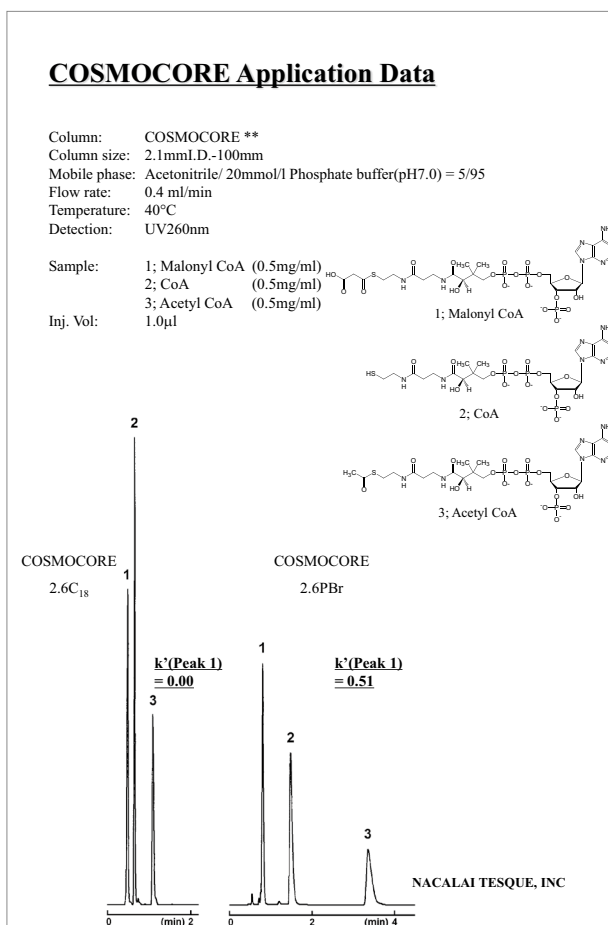
Separation of Hydrophilic Compounds (low retention on C_{18})

COSMOSIL PBR retains hydrophilic compounds stronger than C_{18} columns under the same reversed-phase conditions.

• Nucleic Acid Metabolites



• Malonyl CoA, CoA, Acetyl CoA



Separation of Hydrophilic Compounds (low retention on C₁₈) (continued)

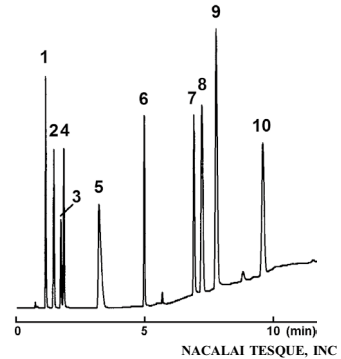
Water-Soluble Vitamins

COSMOCORE Application Data

Column: COSMOCORE 2.6PBR
 Column size: 2.1mm.I.D.-150mm
 Mobile phase: A; 20mmol/l Phosphate buffer(pH2.5)
 B; Methanol/ 20mmol/l Phosphate buffer(pH2.5) = 60/40
 B conc. 0% (0-1min), 0→80% (1→5min), 80→100% (5→9min)
 Flow rate: 0.4 ml/min
 Temperature: 40°C
 Detection: UV220nm

Sample:	1; Vitamin B ₁ [Thiamine] (0.25mg/ml)	6; Vitamin B ₅ [Pantothenic Acid] (2.0mg/ml)
	2; Vitamin C [Ascorbic Acid] (1.0mg/ml)	7; Vitamin B ₉ [Folic Acid] (0.2mg/ml)
	3; Vitamin B ₃ [Nicotinic Acid] (0.04mg/ml)	8; Vitamin B ₇ [Biotin] (3.0mg/ml)
	4; Vitamin B ₃ [Nicotinamide] (0.06mg/ml)	9; Vitamin B ₁₂ [Cyanocobalamin] (0.25mg/ml)
	5; Vitamin B ₆ [Pyridoxine] (0.25mg/ml)	10; Vitamin B ₂ [Riboflavin] (0.2mg/ml)

Inj. Vol: 1.25µl



NACALAI TESQUE, INC

Separation of Hydrophilic Compounds (compounds with similar hydrophobicity)

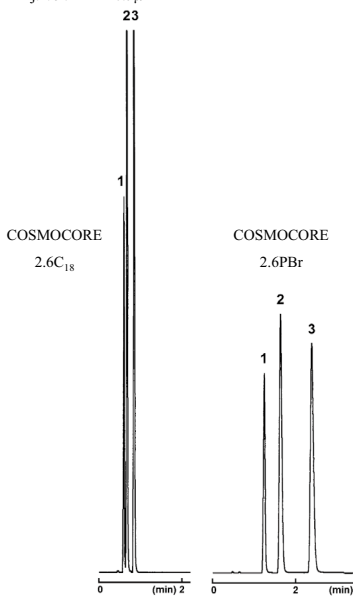
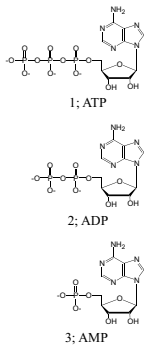
COSMOCORE 2.6PBR can separate compounds with similar hydrophobicity, utilizing several kinds of molecular interactions, including dispersion force generated by the bromine atoms.

ATP, ADP, AMP

COSMOCORE Application Data

Column: COSMOCORE **
 Column size: 2.1mm.I.D.-100mm
 Mobile phase: 20mmol/l Phosphate buffer(pH7.0)
 Flow rate: 0.4 ml/min
 Temperature: 40°C
 Detection: UV260nm

Sample: 1; ATP (0.5mg/ml)
 2; ADP (0.8mg/ml)
 3; AMP (0.8mg/ml)
 Inj. Vol: 0.5µl



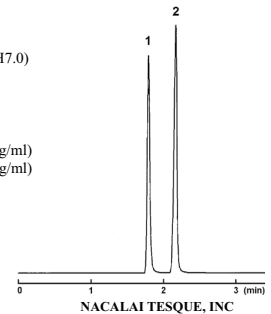
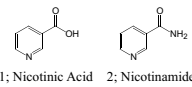
NACALAI TESQUE, INC

Vitamin B3 (Nicotinic Acid, Nicotinamide)

COSMOCORE Application Data

Column: COSMOCORE 2.6PBR
 Column size: 2.1mm.I.D.-150mm
 Mobile phase: 10mmol/l Phosphate buffer(pH7.0)
 Flow rate: 0.4 ml/min
 Temperature: 40°C
 Detection: UV260nm

Sample: 1; Nicotinic Acid (0.4mg/ml)
 2; Nicotinamide (0.6mg/ml)
 Inj. Vol: 0.5µl



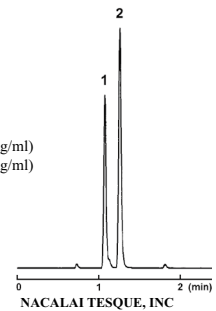
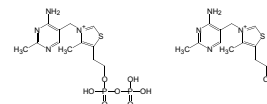
NACALAI TESQUE, INC

Thiamine Pyrophosphate, Thiamine

COSMOCORE Application Data

Column: COSMOCORE 2.6PBR
 Column size: 2.1mm.I.D.-150mm
 Mobile phase: 100mmol/l Phosphate buffer(pH2.5)
 Flow rate: 0.4 ml/min
 Temperature: 40°C
 Detection: UV245nm

Sample: 1; Thiamine Pyrophosphate (0.4mg/ml)
 2; Thiamine (0.4mg/ml)
 Inj. Vol: 0.5µl

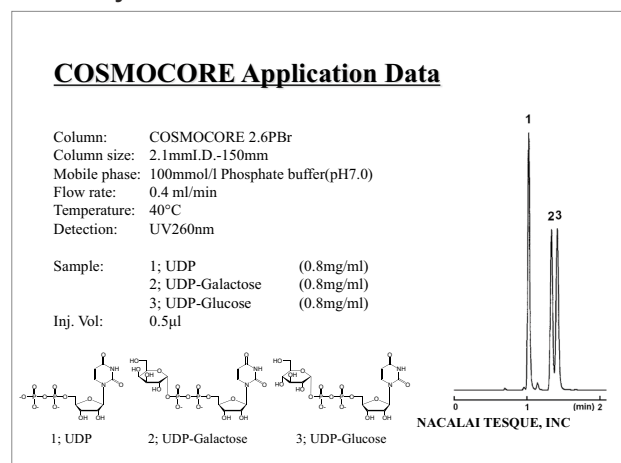


NACALAI TESQUE, INC

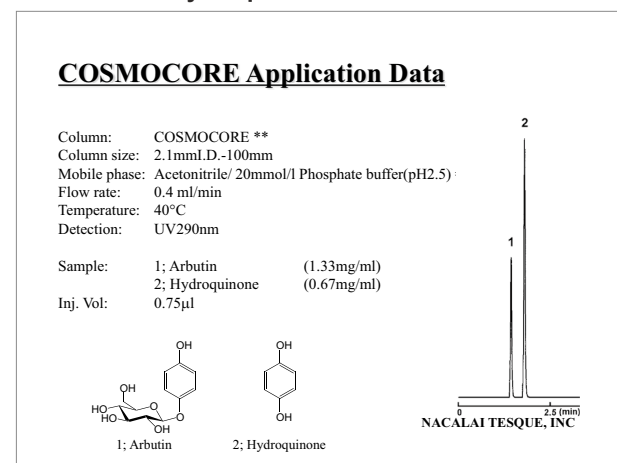
Separation of Hydrophilic Compounds (Glycosides)

Glycosides with identical aglycones but different glycosyl groups can also be separated.

• UDP Glycosides



• Arbutin and Hydroquinone



Separation Mechanism

► Dispersion force (instantaneous dipole-induced dipole force)

London dispersion force is a weak intermolecular force that results from dipoles temporarily induced by random unsymmetrical electron positions in two adjacent atoms, also known as instantaneous dipole-induced dipole force. It is present in all molecules regardless of polarity. Compounds with high polarizability have stronger dispersion force.

► Compounds with stronger dispersion force

- Larger and heavier molecules
- Molecules with larger and heavier atoms (e.g. from weakest to strongest in halogens, F₂, Cl₂, Br₂, and I₂)
- Molecules with delocalized electrons and resonance (e.g. aromatic compounds)

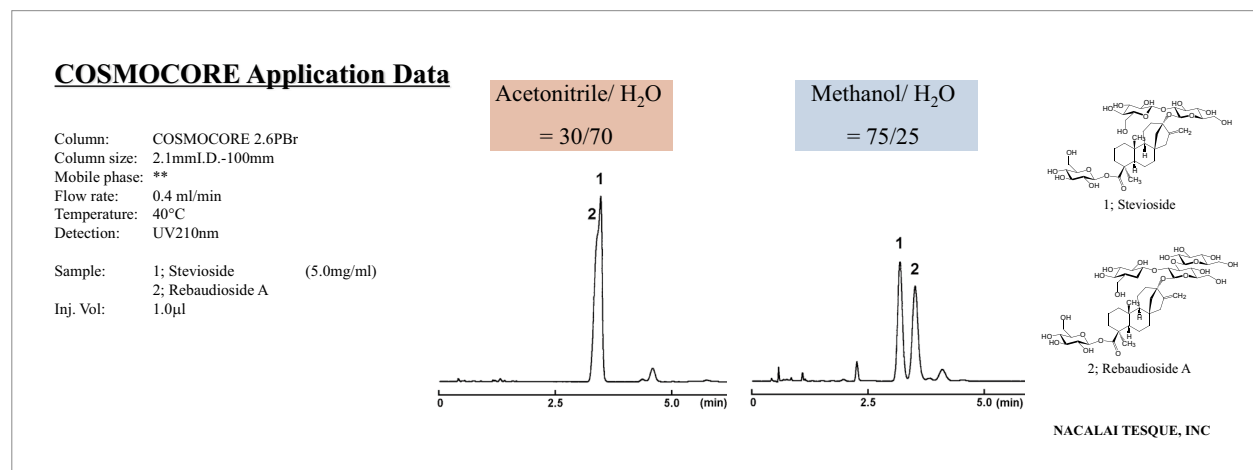


COSMOSIL PBr column is packed with pentabromobenzyl-bonded silica that enables separation by dispersion force interaction.

Difference between Methanol and Acetonitrile Mobile Phase

Comparison of Separation Ability

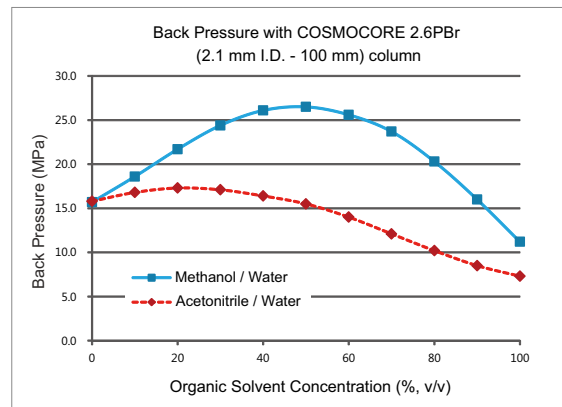
Acetonitrile is frequently used in HPLC to reduce backpressure. However, the π electrons in acetonitrile interfere with the dispersion force interaction between the sample and the stationary phase. Therefore, we recommend using methanol as the organic solvent.



◆ Difference of Methanol and Acetonitrile Mobile Phase (continued)

Comparison of Pressure

In general, methanol/water mobile phases exhibit significantly higher pressure than acetonitrile/water. However, the pressure never exceeded 30 MPa in our test of a 2.1 mm x 100 mm column. Since COSMOCORE 2.6PBr can withstand 60 MPa, methanol-based mobile phases are usable even with UHPLC.



Column : COSMOCORE 2.6PBr (2.1mmI.D.-100mm)
 Mobile Phase : See graph
 Temperature : 40°C
 Flow rate : 0.4 ml/min

◆ Comparison to HILIC

Both columns are suitable for analysis of hydrophilic compounds, but they have different properties.

	PBr	HILIC
Separation Mode	Reversed Phase	Hydrophilic Interaction (HILIC)
Features	<ul style="list-style-type: none"> Simple mobile phase conditions compared to HILIC. Strong eluent: organic (methanol) Weak eluent: water Low peak distortion with water-based samples; usable with large injection volumes of dilute samples. Some hydrophilic compounds are not retained well. 	<ul style="list-style-type: none"> Retains hydrophilic compounds that would not be retained by C₁₈ columns. Strong eluent: water Weak eluent: organic (acetonitrile) Peak distortion occurs with large volumes of samples dissolved in water.



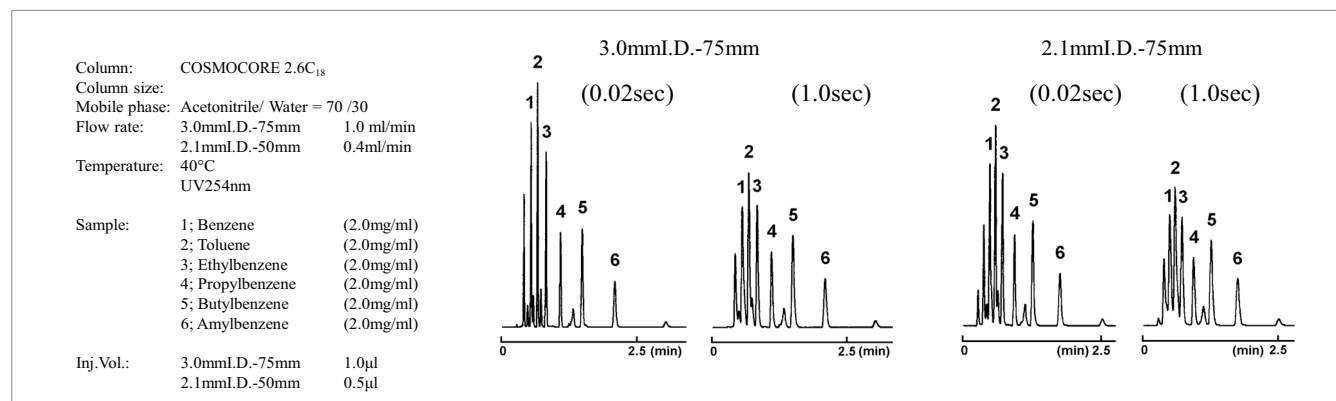
INSTRUMENT SETTINGS AND COMPATIBILITY

• When Using with a Conventional (non-UHPLC) Instrument

COSMOCORE 2.6C₁₈ is designed for use with UHPLC instruments. In addition, due to its low backpressure, it can be used with conventional instruments. However, it is necessary to change the following settings.

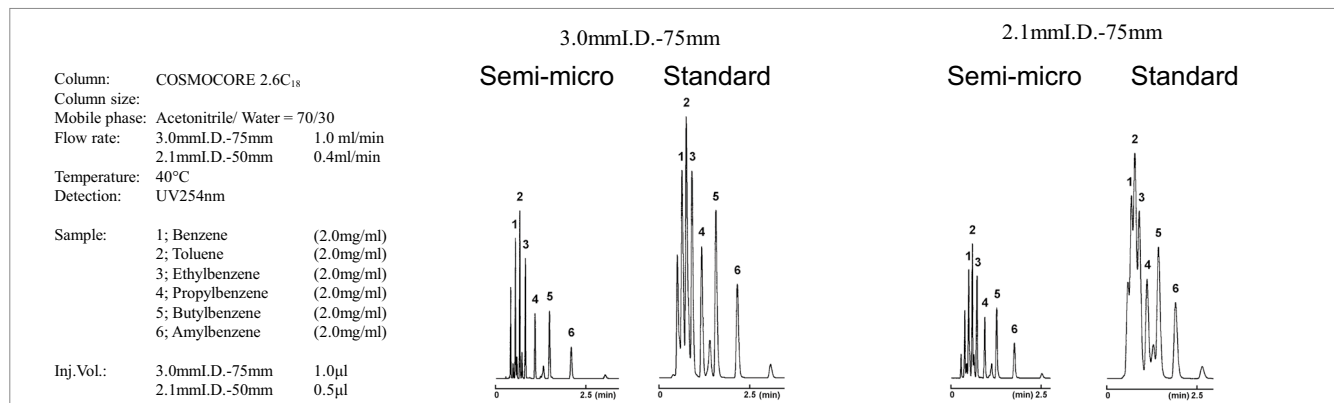
1. Detector Response Time

Because UHPLC analyses are done at high flow rates, a slow response time can adversely affect peak shape. We recommend setting the response time to 0.1 sec or less.



2. Other Instrument Parameters

UHPLC is more vulnerable to the effects of dead volume than conventional chromatography. When using a 2.1 mm I.D. column, please use a semi-micro detector cell, injector, and piping (0.1 mm).



• Fittings and Adapters

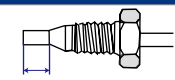
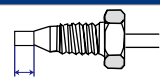
COSMOCORE columns use the same connectors as Waters UPLC® (UHPLC) columns. This is different from our conventional COSMOSIL columns, which use the conventional Waters HPLC-compatible connectors. (UPLC® is a registered trademark of Waters Corporation.)

1. Differences between End Fitting

Connection type		Column	
		HPLC (COSMOSIL)	UHPLC (COSMOCORE)
Instrument	HPLC	No adapter required	Adapter required
	UHPLC	Adapter required	No adapter required

HPLC: Conventional Waters-compatible connector

UHPLC: Waters UPLC®-compatible connector

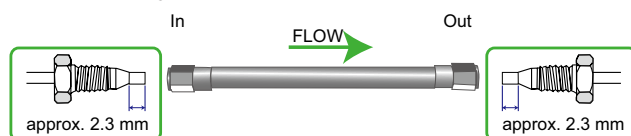
	HPLC	UHPLC
Connector shape		
	approx. 3.3 mm	approx. 2.3 mm

The length of tubing that extends from the ferrule differs from HPLC to UHPLC.

2. COSMOCORE-Compatible Fittings

1) UHPLC Instrument Fittings

No adapter needed; just connect as-is.

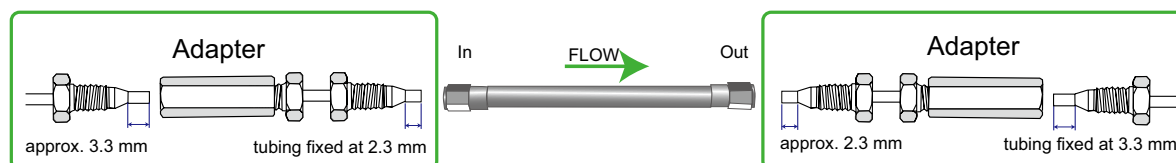


2) HPLC Instrument Fittings

An adapter or movable (high-pressure) fitting is required to connect the fittings to the column. See the examples for different fittings below.

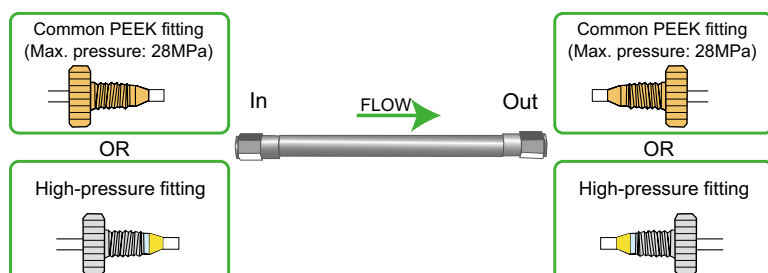
• SUS Ferrules (HPLC) Fixed on the Tubing

The column can be connected by using an adapter (SUS union + tubing fixed to UHPLC length).



• PEEK Fittings

PEEK fittings do not fix the length of tubing at the end, so they can be used with both types of column. However, please be cautious of their pressure tolerance.





ORDERING INFORMATION

COSMOCORE Series

Column Size (mm I.D. x mm)	2.6C ₁₈	2.6Cholester	2.6PBr	Column Size (mm I.D. x mm)	2.6C ₁₈	2.6Cholester	2.6PBr
	Product No.	Product No.	Product No.		Product No.	Product No.	Product No.
2.1 x 30	12632-31	12858-91	13692-21	4.6 x 30	12601-31	12869-51	13705-51
2.1 x 50	12631-41	12859-81	13693-11	4.6 x 50	12600-41	12870-11	13712-51
2.1 x 75	12630-51	12860-41	13694-01	4.6 x 75	12599-91	12871-01	13714-31
2.1 x 100	12614-71	12861-31	13695-91	4.6 x 100	12598-01	12872-91	13715-21
2.1 x 150	12612-91	12862-21	13697-71	4.6 x 150	12597-11	12873-81	13719-81
3.0 x 30	12611-01	12863-11	13698-61	4.6 x 250	12596-21	12875-61	13734-71
3.0 x 50	12609-51	12864-01	13699-51				
3.0 x 75	12608-61	12866-81	13700-01				
3.0 x 100	12607-71	12867-71	13701-91				
3.0 x 150	12602-21	12868-61	13703-71				

- COSMOCORE's connector is the same type as Waters UPLC® Columns.
- Other sizes may be available.
- These phases are also available as fully porous particles. For more information, please see <http://www.nacalai.co.jp/URL/?P=TOP>

Adapter List

Name	Description	Product Number	PKG Size
Low & Zero Dead Volume Union	Material: SUS Bore diameter: 0.35 mm	P0402	1 PKG
COSMOSIL Column Connecting Tube (0.1 mm I.D.)	I.D.: 0.1 mm	12570-41	1 PKG
COSMOSIL Column Connecting Tube (0.25 mm I.D.)	I.D.: 0.25 mm	37843-69	1 PKG

UHPLC-Compatible Prefilter

Product Name	In	Out	Contents	Product Number	PKG Size
U-Fil UHPLC-compatible prefilter	UHPLC	UHPLC	Filter: 0.5 µm	12571-31	1 PKG
	HPLC	UHPLC	Tubing connecting diameter: 1/16	12572-21	1 PKG
U-Fil replacement filter	-	-	Filter: 0.5 µm, Material: SUS316L	28150	5 units / Pack

For research use only, not intended for diagnostic or drug use.

